

CARPENTERS

46 Northern California Counties Conference Board

BILL FEYLING

Executive Director

May 18, 2009

TO: ALL PILE DRIVER SIGNATORY EMPLOYERS

Dear Employer:

Enclosed please find the Wage and Fringe Benefit Rate Card for the work year July 1, 2009 through June 30, 2010.

Wage Rates – Effective July 1, 2009

Journeyman:	Increase of \$1.85 per hour for a total of \$35.75 per hour
Foreman:	\$39.33 per hour (Journeyman wage rate plus 10%)

Fringe Benefits – Effective July 1, 2009 – Entire 46 Counties Area


Health and Welfare:	Increase fifty cents (\$.50) per hour for a total of nine dollars and five cents (\$9.05) per hour
Pension:	Increase fifty cents (\$.50) per hour for a total of five dollars and fifty-five cents (\$5.55) per hour
Annuity:	No increase. Remains at four dollars (\$4.00) per hour
Vacation:	No increase. Remains at three dollars and fifty cents (\$3.50) per hour
Work Fees:	Increase eight cents (\$.08) per hour for a total of one dollar and forty-four cents (\$1.44) per hour
Apprentice/Journeyman Training:	Increase five cents (\$.05) per hour for a total of fifty-eight cents (\$.58) per hour
Industry Promotion:	No increase. Remains at four cents (\$.04) per hour
Pile Drivers Employers Contract Administration:	No increase. Remains at nine cents (\$.09) per hour
UBC Health & Safety Fund & National Apprenticeship:	No increase. Remains at four cents (\$.04) per hour

Geographic & Marketing/LMCC: No increase. Remains at two cents (\$.02)
per hour

The July, 2009 Trust Fund Reporting Form, which will be mailed to you in August 2009, will reflect these fringe benefit increases.

Please note the holidays are listed on the Wage and Fringe Benefit Rate Card for the work year July, 2009 through June, 2010.

Sincerely,


William Feyling
Executive Director


WF:tc
opeiu#3 afl-cio
Enclosure

cc: All Local Unions
District Managers
Gene Price, Carpenter Funds Administrative Office
Maria Gonzalez, Carpenter Funds Administrative Office

2009							2010									
JULY							JANUARY									
S	M	T	W	T	F	S	S	M	T	W	T	F	S			
			1	2	3	4						①	2			
5	6	7	8	9	10	11	3	4	5	6	7	8	9			
12	13	14	15	16	17	18	10	11	12	13	14	15	16			
19	20	21	22	23	24	25	17	⑱	19	20	21	22	23			
26	27	28	29	30	31		24	25	26	27	28	29	30			
							31									
AUGUST							FEBRUARY									
S	M	T	W	T	F	S	S	M	T	W	T	F	S			
						1										
2	3	4	5	6	7	8	1	2	3	4	5	6				
9	10	11	12	13	14	15	7	8	9	10	11	12	13			
16	17	18	19	20	21	22	14	⑮	16	17	18	19	20			
23	24	25	26	27	28	29	21	22	23	24	25	26	27			
30	31						28									
SEPTEMBER							MARCH									
S	M	T	W	T	F	S	S	M	T	W	T	F	S			
			1	2	3	4	5				1	2	3	4	5	6
6	⑦	8	9	10	11	12	7	8	9	10	11	12	13			
13	14	15	16	17	18	19	14	15	16	17	18	19	20			
20	21	22	23	24	25	26	21	22	23	24	25	26	27			
27	28	29	30				28	29	30	31						
OCTOBER							APRIL									
S	M	T	W	T	F	S	S	M	T	W	T	F	S			
				1	2	3					1	2	3			
4	5	6	7	8	9	10	4	5	6	7	8	9	10			
11	12	13	14	15	16	17	11	12	13	14	15	16	17			
18	19	20	21	22	23	24	18	19	20	21	22	23	24			
25	26	27	28	29	30	31	25	26	27	28	29	30				
NOVEMBER							MAY									
S	M	T	W	T	F	S	S	M	T	W	T	F	S			
1	2	3	4	5	6	7							1			
8	9	10	11	12	13	14	2	3	4	5	6	7	8			
15	16	17	18	19	20	21	9	10	11	12	13	14	15			
22	23	24	25	⑳	㉑	28	16	17	18	19	20	21	22			
29	30						23	24	25	26	27	28	29			
							30	⑳								
DECEMBER							JUNE									
S	M	T	W	T	F	S	S	M	T	W	T	F	S			
			1	2	3	4	5				1	2	3	4	5	
6	7	8	9	10	11	12	6	7	8	9	10	11	12			
13	14	15	16	17	18	19	13	14	15	16	17	18	19			
20	21	22	23	24	⑳	26	20	21	22	23	24	25	26			
27	28	29	30	31			27	28	29	30						

○ Indicates Holidays. No Work to be performed.

**PILE DRIVERS, DIVERS, BRIDGE,
WHARF AND DOCK BUILDERS
LOCAL NO. 34**



**WAGE & FRINGE BENEFIT RATES
WORK WEEK CALENDAR**

**PILE DRIVERS
LOCAL UNION NO. 34**

55 Hegenberger Place
Oakland, CA 94621-1418
(510) 635-4227

Counties Of:

- Alameda, Alpine, Amador, Butte,
- Calaveras, Colusa, Contra Costa,
- Del Norte, El Dorado, Fresno, Glenn,
- Humboldt, Kings, Lake, Lassen, Madera,
- Marin, Mariposa, Mendocino, Merced,
- Modoc, Monterey, Napa, Nevada,
- Placer, Plumas, Sacramento, San Benito,
- San Francisco, San Joaquin, San Mateo,
- Santa Clara, Santa Cruz, Shasta, Sierra,
- Siskiyou, Solano, Sonoma, Stanislaus,
- Sutter, Tehama, Trinity, Tulare, Tuolumne,
- Yolo, Yuba, Northern Nevada & Utah

TO ALL SIGNATORY EMPLOYERS PERFORMING WORK IN
THE 46 NORTHERN CALIFORNIA COUNTIES, NORTHERN NEVADA AND UTAH.

JOURNEYMAN WAGE RATES EFFECTIVE 7/1/2009

Journeyman.....	\$35.75
Foreman	\$39.33

FRINGE BENEFITS

EFFECTIVE:	7/1/2009
Health & Welfare (H&W)	\$9.05
Pension (PEN)	5.55
Annuity (ANN)	4.00
*Vacation (VAC)	3.50
*Work Fee (WF) Includes two cents to UBC H&S/NA	1.44
Apprentice/Journeyman Training (TR)	0.58
Industry Promotion (IP)	0.04
Pile Drivers Employers Contract Admin (PDECA)	0.09
UBC Health & Safety Fund & National Apprenticeship (H&S/NA).....	0.04
Geographic & Marketing/LMCC (G&M).....	0.02

**PILE DRIVERS APPRENTICE WAGE RATES
AND SCHEDULE OF BENEFITS
EFFECTIVE 7/1/2009**

Period	Percentage	Fringes	Wages
First 0-6 Mos.	60%	H&W, WF, IP, H&S/NA, TR, PDECA, G&M.....	\$21.45
Second 7-12 Mos.	65%	H&W, WF, IP, H&S/NA, TR, VAC, PDECA, G&M	\$23.24
Third 13-18 Mos.	70%	H&W, WF, IP, H&S/NA, TR, VAC, PDECA, G&M, ANN.....	\$25.03
Fourth 19-24 Mos.	75%	H&W, WF, IP, H&S/NA, TR, VAC, PDECA, G&M, ANN.....	\$26.81
Fifth 25-30 Mos.	80%	All Fringes.....	\$28.60
Sixth 31-36 Mos.	85%	All Fringes.....	\$30.39
Seventh 37-42 Mos.	90%	All Fringes.....	\$32.18
Eighth 43-48 Mos.	95%	All Fringes.....	\$33.96


* VACATION AND WORK FEE AMOUNTS ARE ADDED TO THE HOURLY RATE TO ESTABLISH THE GROSS PAY. THE GROSS AMOUNT IS SUBJECT TO NORMAL PAYROLL DEDUCTIONS. AFTER NORMAL DEDUCTIONS, THE FULL VACATION AND WORK FEE CONTRIBUTIONS ARE DEDUCTED, REPORTED AND PAID TO THE APPROPRIATE TRUST FUND.

2008							2009								
JULY							JANUARY								
S	M	T	W	T	F	S	S	M	T	W	T	F	S		
					④	5					①	2	3		
6	7	8	9	10	11	12	4	5	6	7	8	9	10		
13	14	15	16	17	18	19	11	12	13	14	15	16	17		
20	21	22	23	24	25	26	18	⑱	20	21	22	23	24		
27	28	29	30	31			25	26	27	28	29	30	31		
AUGUST							FEBRUARY								
S	M	T	W	T	F	S	S	M	T	W	T	F	S		
					1	2	1	2	3	4	5	6	7		
3	4	5	6	7	8	9	8	9	10	11	12	13	14		
10	11	12	13	14	15	16	15	⑯	17	18	19	20	21		
17	18	19	20	21	22	23	22	23	24	25	26	27	28		
24	25	26	27	28	29	30									
31															
SEPTEMBER							MARCH								
S	M	T	W	T	F	S	S	M	T	W	T	F	S		
	①	2	3	4	5	6	1	2	3	4	5	6	7		
7	8	9	10	11	12	13	8	9	10	11	12	13	14		
14	15	16	17	18	19	20	15	16	17	18	19	20	21		
21	22	23	24	25	26	27	22	23	24	25	26	27	28		
28	29	30					29	30	31						
OCTOBER							APRIL								
S	M	T	W	T	F	S	S	M	T	W	T	F	S		
				1	2	3	4					1	2	3	4
5	6	7	8	9	10	11	5	6	7	8	9	10	11		
12	13	14	15	16	17	18	12	13	14	15	16	17	18		
19	20	21	22	23	24	25	19	20	21	22	23	24	25		
26	27	28	29	30	31		26	27	28	29	30				
NOVEMBER							MAY								
S	M	T	W	T	F	S	S	M	T	W	T	F	S		
						1						1	2		
2	3	4	5	6	7	8	3	4	5	6	7	8	9		
9	10	11	12	13	14	15	10	11	12	13	14	15	16		
16	17	18	19	20	21	22	17	18	19	20	21	22	23		
23	24	25	26	⑳	㉑	29	24	㉕	26	27	28	29	30		
30							31								
DECEMBER							JUNE								
S	M	T	W	T	F	S	S	M	T	W	T	F	S		
	1	2	3	4	5	6		1	2	3	4	5	6		
7	8	9	10	11	12	13	7	8	9	10	11	12	13		
14	15	16	17	18	19	20	14	15	16	17	18	19	20		
21	22	23	24	⑳	26	27	21	22	23	24	25	26	27		
28	29	30	31				28	29	30						

○ Indicates Holidays. No Work to be performed.

**PILE DRIVERS, DIVERS, BRIDGE,
WHARF AND DOCK BUILDERS**

LOCAL NO. 34



**WAGE & FRINGE BENEFIT RATES
WORK WEEK CALENDAR**

**PILE DRIVERS
LOCAL UNION NO. 34**

55 Hegenberger Place
Oakland, CA 94621-1418

(510) 635-4227

Counties Of:

Alameda, Alpine, Amador, Butte,
Calaveras, Colusa, Contra Costa,
Del Norte, El Dorado, Fresno, Glenn,
Humboldt, Kings, Lake, Lassen, Madera,
Marin, Mariposa, Mendocino, Merced,
Modoc, Monterey, Napa, Nevada,
Placer, Plumas, Sacramento, San Benito,
San Francisco, San Joaquin, San Mateo,
Santa Clara, Santa Cruz, Shasta, Sierra,
Siskiyou, Solano, Sonoma, Stanislaus,
Sutter, Tehama, Trinity, Tulare, Tuolumne,
Yolo, Yuba, Northern Nevada & Utah

TO ALL SIGNATORY EMPLOYERS PERFORMING WORK IN
THE 46 NORTHERN CALIFORNIA COUNTIES, NORTHERN NEVADA AND UTAH.

JOURNEYMAN WAGE RATES EFFECTIVE 7/1/2008

Journeyman	\$33.90
Foreman	\$37.29

FRINGE BENEFITS

EFFECTIVE:	1/1/2009
Health & Welfare (H&W)	\$8.55
Pension (PEN)	5.05
Annuity (ANN)	4.00
*Vacation (VAC)	3.50
*Work Fee (WF) Includes two cents to UBC H&S/NA	1.36
Apprentice/Journeyman Training (TR)	0.53
Industry Promotion (IP)	0.04
Pile Drivers Employers Contract Admin (PDECA)	0.09
UBC Health & Safety Fund & National Apprenticeship (H&S/NA).....	0.04
Geographic & Marketing/LMCC (G&M).....	0.02


**PILE DRIVERS APPRENTICE WAGE RATES
AND SCHEDULE OF BENEFITS
EFFECTIVE 7/1/2008**

Period	Percentage	Fringes	Wages
First 0-6 Mos.	60%	H&W, WF, IP, H&S/NA, TR, PDECA, G&M.....	\$20.34
Second 7-12 Mos.	65%	H&W, WF, IP, H&S/NA, TR, VAC, PDECA, G&M	\$22.04
Third 13-18 Mos.	70%	H&W, WF, IP, H&S/NA, TR, VAC, PDECA, G&M, ANN.....	\$23.73
Fourth 19-24 Mos.	75%	H&W, WF, IP, H&S/NA, TR, VAC, PDECA, G&M, ANN.....	\$25.43
Fifth 25-30 Mos.	80%	All Fringes.....	\$27.12
Sixth 31-36 Mos.	85%	All Fringes.....	\$28.82
Seventh 37-42 Mos.	90%	All Fringes.....	\$30.51
Eighth 43-48 Mos.	95%	All Fringes.....	\$32.21

* VACATION AND WORK FEE AMOUNTS ARE ADDED TO THE HOURLY RATE TO ESTABLISH THE GROSS PAY. THE GROSS AMOUNT IS SUBJECT TO NORMAL PAYROLL DEDUCTIONS. AFTER NORMAL DEDUCTIONS, THE FULL VACATION AND WORK FEE CONTRIBUTIONS ARE DEDUCTED, REPORTED AND PAID TO THE APPROPRIATE TRUST FUND.

CARPENTERS

46 Northern California Counties Conference Board



May 1, 2008

BILL FEYLING
Executive Director

TO: ALL PILE DRIVER SIGNATORY EMPLOYERS

Dear Employer:

Enclosed please find the Wage and Fringe Benefit Rate Card for the work year July 1, 2008 through June 30, 2009.

Wage Rates – Effective July 1, 2008

Journeyman:	Increase of \$1.75 per hour for a total of \$33.90 per hour
Foreman:	Increase 10% of Journeyman wage rate for a total of \$37.29 per hour

Fringe Benefits – Effective July 1, 2008 – Entire 46 Counties Area

Health and Welfare:	Increase forty-nine and half cents (\$.495) per hour for a total of nine dollars and five cents (\$9.05) per hour
Pension:	Increase fifty cents (\$.50) per hour for a total of five dollars and five cents (\$5.05) per hour
Annuity:	No increase. Remains at three dollars and seventy-five cents (\$3.75) per hour
Vacation:	No increase. Remains at three dollars and twenty-five cents (\$3.25) per hour
Work Fees:	Increase seven cents (\$.07) per hour for a total of one dollar and thirty-six cents (\$1.36) per hour
Apprentice/Journeyman Training:	Increase five cents (\$.05) per hour for a total of fifty-three cents (\$.53) per hour
Industry Promotion:	No increase. Remains at four cents (\$.04) per hour
Pile Drivers Employers Contract Admin.:	No increase. Remains at nine cents (\$.09) per hour
UBC Health & Safety Fund & National Apprenticeship:	No increase. Remains at four cents (\$.04) per hour


Geographic & Marketing
LMCC:

No increase. Remains at two cents (\$.02)
per hour

The July, 2008 Trust Fund Reporting Form, which will be mailed to you in August 2008, will reflect these fringe benefit increases.

Please note the holidays are listed on the Wage and Fringe Benefit Rate Card for the work year July, 2008 through June, 2009.

Sincerely,



William Feyling
Executive Director

WF:tc
opeiu#3 afl-cio
Enclosure

cc: Local Unions & District Managers
Gene Price, Carpenter Funds Administrative Office
Maria Gonzalez, Carpenter Funds Administrative Office
Sean O'Donoghue, AGC
Tim Conway, AECE

TO ALL SIGNATORY EMPLOYERS PERFORMING WORK IN
THE 46 NORTHERN CALIFORNIA COUNTIES, NORTHERN NEVADA AND UTAH.

JOURNEYMAN WAGE RATES EFFECTIVE 7/1/2008

Journeyman.....	\$33.90
Foreman	\$37.29

FRINGE BENEFITS

EFFECTIVE:	7/1/2008
Health & Welfare (H&W)	\$9.05
Pension (PEN)	5.05
Annuity (ANN)	3.75
*Vacation (VAC)	3.25
*Work Fee (WF) Includes two cents to UBC H&S/NA	1.36
Apprentice/Journeyman Training (TR)	0.53
Industry Promotion (IP)	0.04
Pile Drivers Employers Contract Admin (PDECA)	0.09
UBC Health & Safety Fund & National Apprenticeship (H&S/NA).....	0.04
Geographic & Marketing/LMCC (G&M).....	0.02

PILE DRIVERS APPRENTICE WAGE RATES AND SCHEDULE OF BENEFITS EFFECTIVE 7/1/2008

Period	Percentage	Fringes	Wages
First 0-6 Mos.	60%	H&W, WF, IP, H&S/NA, TR, PDECA, G&M.....	\$20.34
Second 7-12 Mos.	65%	H&W, WF, IP, H&S/NA, TR, VAC, PDECA, G&M	\$22.04
Third 13-18 Mos.	70%	H&W, WF, IP, H&S/NA, TR, VAC, PDECA, G&M, ANN.....	\$23.73
Fourth 19-24 Mos.	75%	H&W, WF, IP, H&S/NA, TR, VAC, PDECA, G&M, ANN.....	\$25.43
Fifth 25-30 Mos.	80%	All Fringes.....	\$27.12
Sixth 31-36 Mos.	85%	All Fringes.....	\$28.82
Seventh 37-42 Mos.	90%	All Fringes.....	\$30.51
Eighth 43-48 Mos.	95%	All Fringes.....	\$32.21

* VACATION AND WORK FEE AMOUNTS ARE ADDED TO THE HOURLY RATE TO ESTABLISH THE GROSS PAY. THE GROSS AMOUNT IS SUBJECT TO NORMAL PAYROLL DEDUCTIONS. AFTER NORMAL DEDUCTIONS, THE FULL VACATION AND WORK FEE CONTRIBUTIONS ARE DEDUCTED, REPORTED AND PAID TO THE APPROPRIATE TRUST FUND.

2008							2009														
JULY							JANUARY														
S	M	T	W	T	F	S	S	M	T	W	T	F	S								
					④	5					①	2	3								
6	7	8	9	10	11	12	4	5	6	7	8	9	10								
13	14	15	16	17	18	19	11	12	13	14	15	16	17								
20	21	22	23	24	25	26	18	①⑨	20	21	22	23	24								
27	28	29	30	31			25	26	27	28	29	30	31								
AUGUST							FEBRUARY														
S	M	T	W	T	F	S	S	M	T	W	T	F	S								
					1	2	1	2	3	4	5	6	7								
3	4	5	6	7	8	9	8	9	10	11	12	13	14								
10	11	12	13	14	15	16	15	①⑬	17	18	19	20	21								
17	18	19	20	21	22	23	22	23	24	25	26	27	28								
24	25	26	27	28	29	30															
31																					
SEPTEMBER							MARCH														
S	M	T	W	T	F	S	S	M	T	W	T	F	S								
①	2	3	4	5	6		1	2	3	4	5	6	7								
7	8	9	10	11	12	13	8	9	10	11	12	13	14								
14	15	16	17	18	19	20	15	16	17	18	19	20	21								
21	22	23	24	25	26	27	22	23	24	25	26	27	28								
28	29	30					29	30	31												
OCTOBER							APRIL														
S	M	T	W	T	F	S	S	M	T	W	T	F	S								
					1	2	3	4						1	2	3	4				
5	6	7	8	9	10	11	5	6	7	8	9	10	11								
12	13	14	15	16	17	18	12	13	14	15	16	17	18								
19	20	21	22	23	24	25	19	20	21	22	23	24	25								
26	27	28	29	30	31		26	27	28	29	30										
NOVEMBER							MAY														
S	M	T	W	T	F	S	S	M	T	W	T	F	S								
						1							1	2							
2	3	4	5	6	7	8	3	4	5	6	7	8	9								
9	10	11	12	13	14	15	10	11	12	13	14	15	16								
16	17	18	19	20	21	22	17	18	19	20	21	22	23								
23	24	25	26	②⑦	②⑧	29	24	②⑤	26	27	28	29	30								
30							31														
DECEMBER							JUNE														
S	M	T	W	T	F	S	S	M	T	W	T	F	S								
					1	2	3	4	5	6						1	2	3	4	5	6
7	8	9	10	11	12	13	7	8	9	10	11	12	13								
14	15	16	17	18	19	20	14	15	16	17	18	19	20								
21	22	23	24	②⑤	26	27	21	22	23	24	25	26	27								
28	29	30	31				28	29	30												

○ Indicates Holidays. No Work to be performed.

**PILE DRIVERS, DIVERS, BRIDGE,
WHARF AND DOCK BUILDERS
LOCAL NO. 34**



**WAGE & FRINGE BENEFIT RATES
WORK WEEK CALENDAR**

**PILE DRIVERS
LOCAL UNION NO. 34**

55 Hegenberger Place
Oakland, CA 94621-1418

(510) 635-4227

Counties Of:

Alameda, Alpine, Amador, Butte,
Calaveras, Colusa, Contra Costa,
Del Norte, El Dorado, Fresno, Glenn,
Humboldt, Kings, Lake, Lassen, Madera,
Marin, Mariposa, Mendocino, Merced,
Modoc, Monterey, Napa, Nevada,
Placer, Plumas, Sacramento, San Benito,
San Francisco, San Joaquin, San Mateo,
Santa Clara, Santa Cruz, Shasta, Sierra,
Siskiyou, Solano, Sonoma, Stanislaus,
Sutter, Tehama, Trinity, Tulare, Tuolumne,
Yolo, Yuba, Northern Nevada & Utah

2007 **2008**

JULY

S	M	T	W	T	F	S
1	2	3	4	5	6	7
8	9	10	11	12	13	14
15	16	17	18	19	20	21
22	23	24	25	26	27	28
29	30	31				

JANUARY

S	M	T	W	T	F	S
			1	2	3	4
5	6	7	8	9	10	11
12	13	14	15	16	17	18
19	20	21	22	23	24	25
26	27	28	29	30	31	

AUGUST

S	M	T	W	T	F	S
			1	2	3	4
5	6	7	8	9	10	11
12	13	14	15	16	17	18
19	20	21	22	23	24	25
26	27	28	29	30	31	

FEBRUARY

S	M	T	W	T	F	S
					1	2
3	4	5	6	7	8	9
10	11	12	13	14	15	16
17	18	19	20	21	22	23
24	25	26	27	28	29	

SEPTEMBER

S	M	T	W	T	F	S
						1
2	3	4	5	6	7	8
9	10	11	12	13	14	15
16	17	18	19	20	21	22
23	24	25	26	27	28	29
30						

MARCH

S	M	T	W	T	F	S
						1
2	3	4	5	6	7	8
9	10	11	12	13	14	15
16	17	18	19	20	21	22
23	24	25	26	27	28	29
30	31					

OCTOBER

S	M	T	W	T	F	S
1	2	3	4	5	6	7
8	9	10	11	12	13	14
15	16	17	18	19	20	21
22	23	24	25	26	27	28
29	30	31				

APRIL

S	M	T	W	T	F	S
			1	2	3	4
5	6	7	8	9	10	11
12	13	14	15	16	17	18
19	20	21	22	23	24	25
26	27	28	29	30		

NOVEMBER

S	M	T	W	T	F	S
				1	2	3
4	5	6	7	8	9	10
11	12	13	14	15	16	17
18	19	20	21	22	23	24
25	26	27	28	29	30	

MAY

S	M	T	W	T	F	S
					1	2
3	4	5	6	7	8	9
10	11	12	13	14	15	16
17	18	19	20	21	22	23
24	25	26	27	28	29	30
31						

DECEMBER


S	M	T	W	T	F	S
						1
2	3	4	5	6	7	8
9	10	11	12	13	14	15
16	17	18	19	20	21	22
23	24	25	26	27	28	29
30	31					

JUNE

S	M	T	W	T	F	S
1	2	3	4	5	6	7
8	9	10	11	12	13	14
15	16	17	18	19	20	21
22	23	24	25	26	27	28
29	30					

○ Indicates Holidays. No Work to be performed.

PILE DRIVERS, DIVERS, BRIDGE, WHARF AND DOCK BUILDERS LOCAL NO. 34



WAGE & FRINGE BENEFIT RATES WORK WEEK CALENDAR

PILE DRIVERS LOCAL UNION NO. 34

55 Hegenberger Place
Oakland, CA 94621-1418
(510) 635-4227

Counties Of:

- Alameda, Alpine, Amador, Butte,
- Calaveras, Colusa, Contra Costa,
- Del Norte, El Dorado, Fresno, Glenn,
- Humboldt, Kings, Lake, Lassen, Madera,
- Marin, Mariposa, Mendocino, Merced,
- Modoc, Monterey, Napa, Nevada,
- Placer, Plumas, Sacramento, San Benito,
- San Francisco, San Joaquin, San Mateo,
- Santa Clara, Santa Cruz, Shasta, Sierra,
- Siskiyou, Solano, Sonoma, Stanislaus,
- Sutter, Tehama, Trinity, Tulare, Tuolumne,
- Yolo, Yuba, Northern Nevada & Utah

TO ALL SIGNATORY EMPLOYERS PERFORMING WORK IN
THE 46 NORTHERN CALIFORNIA COUNTIES, NORTHERN NEVADA AND UTAH.

JOURNEYMAN WAGE RATES EFFECTIVE 7/1/2007

Journeyman	\$32.15
Foreman	\$35.37

FRINGE BENEFITS

EFFECTIVE:	7/1/2007
Health & Welfare (H&W)	\$8.555
Pension (Pen)	4.55
Annuity (Ann)	3.75
*Vacation (Vac)	3.25
*Work Fee (WF) Includes two cents to UBC H&S/NA	1.29
Apprentice/Journeyman Training (TR)	0.48
Industry Promotion (IP)	0.04
Pile Drivers Employers Contract Admin (PDECA)	0.09
UBC Health & Safety Fund & National Apprenticeship (H&S/NA).....	0.04
Geographic & Marketing/LMCC (G&M).....	0.02

**PILE DRIVERS APPRENTICE WAGE RATES
AND SCHEDULE OF BENEFITS
EFFECTIVE 7/1/2007**

Period	Percentage	Fringes	Wages
First 0-6 Mos.	60%	H&W, WF, IP, H&S/NA, TR, PDECA, G&M.....	\$19.29
Second 7-12 Mos.	65%	H&W, WF, IP, H&S/NA, TR, VAC, PDECA, G&M	\$20.90
Third 13-18 Mos.	70%	H&W, WF, IP, H&S/NA, TR, VAC, PDECA, G&M, ANN.....	\$22.51
Fourth 19-24 Mos.	75%	H&W, WF, IP, H&S/NA, TR, VAC, PDECA, G&M, ANN.....	\$24.11
Fifth 25-30 Mos.	80%	All Fringes.....	\$25.72
Sixth 31-36 Mos.	85%	All Fringes.....	\$27.33
Seventh 37-42 Mos.	90%	All Fringes.....	\$28.94
Eighth 43-48 Mos.	95%	All Fringes.....	\$30.54

* VACATION AND WORK FEE AMOUNTS ARE ADDED TO THE HOURLY RATE TO ESTABLISH THE GROSS PAY. THE GROSS AMOUNT IS SUBJECT TO NORMAL PAYROLL DEDUCTIONS. AFTER NORMAL DEDUCTIONS, THE FULL VACATION AND WORK FEE CONTRIBUTIONS ARE DEDUCTED, REPORTED AND PAID TO THE APPROPRIATE TRUST FUND.